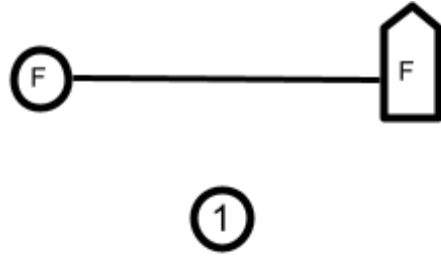



Attachment A – Course Chart


①



②



②



Courses:

Course 1: S/F-1-S/F

Course 2: S/F-1-2-1-S/F

Course 3: S-1-2-F

Course 4: S-1-2-1-2-F

All marks to Port. Leeward Marks May Be Gates. If only one mark is present round that mark to port.